

CrossMark
click for updates

Research

Cite this article: Walsh MR, Castoe T, Holmes J, Packer M, Biles K, Walsh M, Munch SB, Post DM. 2016 Local adaptation in transgenerational responses to predators. *Proc. R. Soc. B* **283**: 20152271.

<http://dx.doi.org/10.1098/rspb.2015.2271>

Received: 18 September 2015

Accepted: 6 January 2016

Subject Areas:

ecology, evolution

Keywords:

ecological epigenetics, life-history evolution, maternal effects, phenotypic plasticity

Author for correspondence:

Matthew R. Walsh

e-mail: matthew.walsh@uta.edu

Electronic supplementary material is available at <http://dx.doi.org/10.1098/rspb.2015.2271> or via <http://rspb.royalsocietypublishing.org>.

Local adaptation in transgenerational responses to predators

Matthew R. Walsh¹, Todd Castoe¹, Julian Holmes¹, Michelle Packer¹, Kelsey Biles¹, Melissa Walsh¹, Stephan B. Munch² and David M. Post³

¹Department of Biology, University of Texas at Arlington, Arlington, TX 76019, USA

²National Marine Fisheries Service, 110 Shaffer Road, Santa Cruz, CA 95060, USA

³Department of Ecology and Evolutionary Biology, Yale University, New Haven, CT 06520, USA

Environmental signals can induce phenotypic changes that span multiple generations. Along with phenotypic responses that occur during development (i.e. ‘within-generation’ plasticity), such ‘transgenerational plasticity’ (TGP) has been documented in a diverse array of taxa spanning many environmental perturbations. New theory predicts that temporal stability is a key driver of the evolution of TGP. We tested this prediction using natural populations of zooplankton from lakes in Connecticut that span a large gradient in the temporal dynamics of predator-induced mortality. We reared more than 120 clones of *Daphnia ambigua* from nine lakes for multiple generations in the presence/absence of predator cues. We found that temporal variation in mortality selects for within-generation plasticity while consistently strong (or weak) mortality selects for increased TGP. Such results provide us the first evidence for local adaptation in TGP and argue that divergent ecological conditions select for phenotypic responses within and across generations.

1. Introduction

Much research performed over the past two decades has shown that the environment can induce phenotype changes that persist for multiple generations [1–3]. This ‘transgenerational plasticity’ (TGP) is a generalization of the well-studied ‘maternal effect’ and occurs whenever the environment experienced by parents modifies the phenotypes of subsequent generations without altering genotypes [4]. TGP has been documented in organisms spanning the tree of life [1] and provides us an additional mechanism by which organisms may respond to environmental stressors such as rising temperatures [5], food shortages [6], and canopy shading [7]. While there exist numerous examples of TGP that are assumed to be adaptive and thus shaped by natural selection [5,7–15], tests of the ecological conditions that favour evolutionary shifts in TGP remain conspicuously absent.

Many theoretical frameworks predict that similar conditions favour the evolution of phenotypic responses that occur ‘within’ (i.e. during development) and ‘across’ generations (i.e. TGP) [16–24]. Varying environmental conditions that are consistent between parent and offspring generations are expected to favour simultaneous increases in phenotypic responses within and across generations or ‘local coadaptation’ between both forms of plasticity (figure 1) [22,23]. That is, within- and across-generation responses will respond in a similar fashion to environmental signals to improve fitness. Only recently, however, has theory identified the ecological selective pressures that may act independently on within- and across-generation responses [25–27]. In particular, within-generation plasticity is favoured when there exists high temporal variability in the environment, whereas low temporal variability and a slow rate of environmental change are predicted to favour across-generation responses (figure 1) [25]. This is because strong transgenerational responses allow parent and offspring phenotypes to be matched to current conditions when the environment changes infrequently relative to the generation time of the organism [26]. Such a scenario leads to an ‘antagonistic’ trajectory of evolution whereby divergent patterns of selection favour within- or across-generation plasticity but not both (figure 1). The extent to which

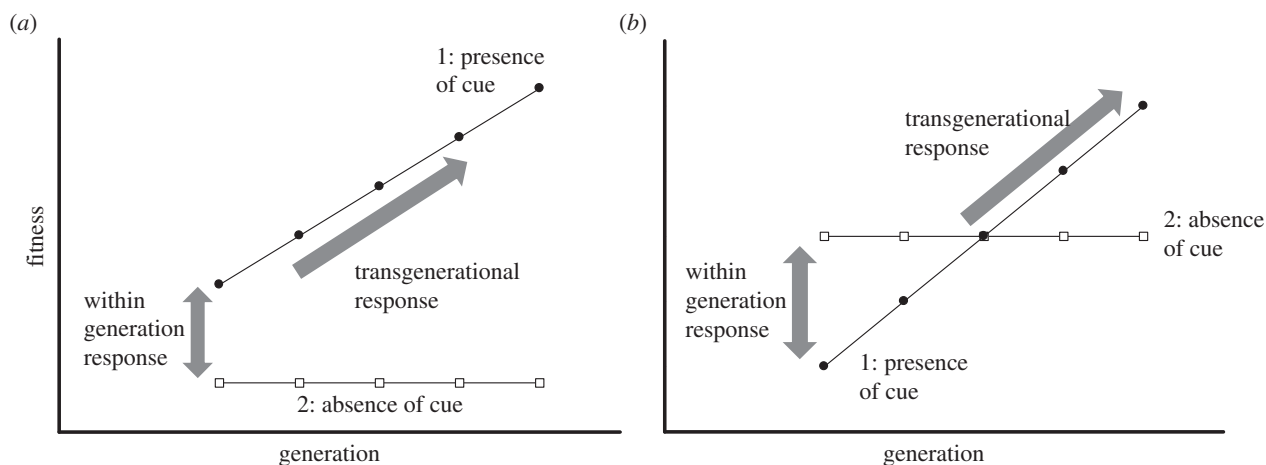


Figure 1. Predictions from theory for the evolution of within- and across-generation phenotypic plasticity. The line with closed circles represents expectations for organisms reared in the presence of the environmental cue. The line with open squares represents the expectations for organisms not exposed to the environmental cue. (a) Local co-adaptation: high environmental (temporal) variation is expected to favour increased within- and across-generation plasticity [22,23]. (b) Antagonistic adaptation: divergent conditions select for within- versus across-generation plasticity [25–27]. Low temporal variation favours increased transgenerational plasticity.

within- and across-generation responses evolve in concert or in opposition, however, remains unknown.

Daphnia have long served as a model organism for ecological and evolutionary research [28]. This is because they are a ubiquitous feature of aquatic habitats with clearly defined roles as grazers on phytoplankton [29], and they exhibit many characteristics that make them well suited for laboratory study. *Daphnia* are also well known to respond phenotypically to the presence of predators by producing morphological defences (head and tail spines) and altering life-history traits [30,31]. We recently used this interplay between *Daphnia* and their fish predators to quantify patterns of TGP in *Daphnia* [15]. We found that *Daphnia* exposed to predator cues programmed future generations for faster development [15]. More importantly, this work revealed an extensive genetic variation in the direction and magnitude of phenotypic responses to predator cues within and across generations. Such results lead to the prediction that divergent ecological conditions may have the potential to drive evolutionary shifts in TGP. The key next step is to test whether contrasting ecological conditions, such as habitat stability [25–27], does indeed have the ability to drive evolutionary changes in TGP.

In New England, *Daphnia* are found across a mosaic of lakes that differ in the intensity and duration of predation by a dominant fish predator, the alewife (*Alosa pseudoharengus*) [32–34]. This includes lakes with (i) anadromous alewife that migrate seasonally between marine and freshwater, (ii) landlocked alewife that are permanent freshwater residents, and (iii) no alewife. Populations of anadromous and landlocked alewives differ in the time they occupy particular lakes, which influences the abundances of zooplankton. Adult anadromous alewives immigrate into lakes very predictably each spring (approx. March–May), and young-of-the-year (YOY) alewives emigrate from these lakes each fall. As a result, *Daphnia* attain very high abundances in the spring in lakes with anadromous alewife, but are entirely removed from the water column by YOY alewife predation by early summer [34]. Conversely, in lakes with landlocked alewives, *Daphnia* are rare year-round because of intense predation by resident alewife [34]. In lakes without alewife, *Daphnia* are preyed upon by several other fishes (e.g. bluegill, pumpkinseed, etc.) [33,34], but rates of predator-induced mortality are much lower in these lakes (*Daphnia* are very

common during the spring and summer months) [34]. Our focal lakes collectively differ in the temporal dynamics of mortality as rates of predation are consistently intense in lakes with landlocked alewife, but vary strongly in lakes with anadromous alewife. This study system thus provides us all of the raw materials to test for the evolution of TGP [22,23,25–27].

Here, we assessed predator-induced TGP in *Daphnia ambigua* from ‘anadromous’, ‘landlocked’, and ‘no alewife’ lakes. We reared third-generation laboratory-born *Daphnia* in the presence and absence of fish predator cues and measured within- (in generation 1) and across-generation (in generation 2) life-history responses for all populations (see experimental design in the electronic supplementary material, figure S1). We focused on life-history traits, because predator-induced morphological responses are minor in *D. ambigua* and thus variation in development rates and reproductive investment offer a strong proxy for relative fitness. Our previous research has demonstrated that *Daphnia* from anadromous lakes exhibit stronger within-generation responses to predator cues (i.e. divergent patterns of plasticity across population) [35] and that *Daphnia* programme future generations for faster development and increased reproductive outputs when exposed to predators (i.e. existence of TGP) [15] (figure 1). Thus, if within- and across-generation plasticity evolve in concert, then we expect that such transgenerational responses will also be stronger in *Daphnia* from anadromous lakes. Conversely, if the evolution of TGP is driven by high temporal stability, then we expect increased TGP in *Daphnia* from landlocked and no alewife lakes (figure 1). Based on our experimental design, divergent patterns of TGP among our focal populations should manifest as significant statistical interactions between predator treatment, generation, and lake type (i.e. anadromous, landlocked, no alewife).

2. Material and methods

(a) Focal populations

This study used clones of *D. ambigua* from three lakes with anadromous alewife (Bride, Dodge, Gorton), three lakes with landlocked alewife (Amos, Long, Quonnipaug), and three lakes with no alewife (Black, Gardner, Wyassup) [33,34]. It is important to note

that *Daphnia* are exposed to fish predation in all lakes as they all contain a variety of generalist planktivorous fish predators such as bluegill (*Lepomis macrochirus*), pumpkinseed (*Lepomis gibbosus*), redbreast sunfish (*Lepomis auritus*), and white perch (*Morone americana*) [33,34]. As described above, the key difference in predator communities across lakes is the duration of alewife predation: seasonally intense in anadromous lakes, always present in landlocked lakes, and absent in no alewife lakes. We have previously shown that these lakes do not differ in potential covarying environmental parameters such as in size, depth, productivity, or alewife biomass (for landlocked and anadromous lakes only) [34,36].

(b) Experiment overview

We tested *Daphnia* for divergent transgenerational responses to predator cues by rearing clones in a common garden setting. We reared all clones in the presence and absence of predator cues in generation 1 and quantified life-history responses in generation 2 (see electronic supplementary material, figure S1). This experiment included 15 clones per lake for all except three lakes; 13, 14, and eight clones were reared from Dodge, Quonnapaug, and Gorton, respectively. These lakes contained fewer clones, because fewer sexual eggs hatched in the laboratory.

(c) Experimental protocols

We established populations of *Daphnia* by hatching resting eggs (ephippia) from lake sediments collected via Ekman grab. The majority of sediment samples were collected in August–September 2009 except for the sample from Gorton Pond, which was collected in March 2012. The first laboratory generation consisted of a single post-ephippial female that was reared in a 90 ml jar containing COMBO medium [37] and fed a non-limiting supply of green algae (species: *Scenedesmus obliquus*; concentration: approx. $1.0 \text{ mg carbon (C) l}^{-1} \text{ d}^{-1}$; photoperiod 14 light (L): 10 dark (D); 13°C). *Daphnia* were transferred to jars containing fresh media and algae every other day throughout the duration of the experiment. Because the resting eggs represent the product of sexual reproduction, we assumed that each clone is distinct. For the second laboratory generation, two neonates taken from the second clutch of each clone were reared under the same conditions (i.e. size of container, photoperiod, temperature) as the previous generation.

We evaluated patterns of within- and across-generation plasticity using third-generation laboratory reared clones of *Daphnia* from all focal populations. We collected six individuals per clone (less than 12 h old) and randomly assigned each individual to one of two treatments: (i) predator exposure in the first generation (Gen. 1 = P, Gen. 2 = PN) and (ii) no predator exposure (Gen. 1 = N, Gen. 2 = NN; see electronic supplementary material, figure S1). The experiment was run for two experimental generations. We exposed *Daphnia* to the presence of predators in the first generation only, because our previous work showed that across-generation responses are similar in magnitude when *Daphnia* are continually exposed to predator cues for multiple generations or when *Daphnia* are only reared in the presence of the cue for the first generation [15]. Our predator treatment included filtered lake water conditioned by alewife (see *Kairomone collection* below) as well as the presence of ‘alarm cues’ released by crushed conspecifics (added at a concentration of $50 \text{ Daphnia l}^{-1}$) [38]. All individuals received specified quantities of algae (*S. obliquus* concentration: $0.8 \text{ mg C l}^{-1} \text{ d}^{-1}$) and experienced the same temperature (13°C) and photoperiod (14 L:10 D) as the previous generations. Each clone was replicated three times per combination of treatment and generation for a total sample size of 1 500 jars (125 clones across all lakes \times 3 replicates per treatment \times 2 treatments \times 2 generations).

In this experiment, we quantified age at maturation (defined as the release of the first clutch into the brood chamber), size at maturation, and the size of the first two clutches of offspring. We monitored all individuals for maturation twice daily

beginning on day 5. When the release of the first clutch was confirmed, age at maturation was recorded, and each individual was photographed for estimates of size and fecundity (using IMAGEJ). After maturation, all individuals were examined every day for the production of clutches 2 and 3. To initiate the second experimental generation, we collected newly born (less than 12 h) individuals from the second clutch of each jar and placed them into a new jar containing fresh media and algae. In the predator treatment, second-generation individuals were exposed to predator cues during embryonic development and very early life-history stages.

(d) Kairomone collection

Approximately 200 YOY anadromous alewife were collected on 12 August 2013 from Bride Lake and transported to a laboratory facility at Linsley Pond in North Branford CT (see [34] for lake locations). All alewife were placed in a large outdoor circular tank that contained approximately 750 l of lake water from Linsley pond (fish density = 0.27 fish l^{-1}). Each morning, we added the contents of 15 plankton tows from Linsley pond to the tank containing alewife. The collection of predator-conditioned water was initiated 24 h following the first day of alewife feeding. Predator-conditioned water was collected daily for 3 days, filtered using membrane filters (47 mm diameter, $0.2 \mu\text{m}$, Millipore Corporation), and then stored at -20°C for several months prior to use [38]. The concentration of alewife kairomones in the predator treatments equalled $0.0132 \text{ fish l}^{-1}$.

(e) Statistical analyses

We examined our focal populations for divergent patterns of plasticity using linear-mixed models implemented with restricted maximum-likelihood estimation (SPSS v. 21). We characterized the presence of TGP as a significant interaction between predator cue and generation. In addition, we expect that local adaptation in TGP will manifest as a third-order interaction between lake type, predator cue, and generation. We entered lake type (anadromous, landlocked, no alewife), predator treatment (presence, absence), generation, and all interactions among these factors as fixed effects. Of course, the lakes differ from each other in ways that are not accounted for in our simple characterization of lake type. To account for this, we entered lake (nested within lake type) as a random effect. Similarly, we control for unexplained variation among clones from each lake by treating clone (nested within lake) also as a random effect. When performing our analyses, we initially evaluated the significance and explanatory power of the interactions between the nested random effects and all fixed effects. Importantly, the significance of the fixed effects did not depend upon the presence (or removal) of any random effect terms. Our final models retained the lake and clone effects and any significant interactions between the nested random effects and the fixed effects. These analyses used Satterthwaite approximations as the denominator degrees of freedom. Data for age at maturation were log-transformed, whereas clutch size data were square-root transformed to improve fits with normality and homogeneity of variances.

(f) Intrinsic rate of increase

We combined our estimates of age at maturation and clutch size with published estimates of interclutch interval [36] to calculate intrinsic rates (r) for each clone from each lake [39]. We calculated r as $r = \ln(R_0)/G$, where R_0 is the net reproductive rate (sum of fecundity \times survivorship) and G is generation time (average age of the parents of all offspring produced by a single cohort). Differences in r were evaluated using a linear-mixed model, with lake type, predator treatment, and generation as fixed effects, and lake (nested within lake type) entered as a random effect.

Table 1. Analyses of life-history traits. Linear-mixed models were used with lake type, predator treatment, and generation entered as fixed effects. Lake (nested within lake type) and clone (nested within lake) (and 'lake \times treatment' and 'clone \times treatment' interactions) were entered as random effects. The denominator degrees of freedom are displayed after each F -value. Significant ($p < 0.05$) results are displayed in italics.

	d.f.	age at maturation	size at maturation	clutch size	intrinsic rate of increase (r)
		F (d.f.)	F (d.f.)	F (d.f.)	F (d.f.)
fixed effects					
generation	1	3.79 ⁺ (11.9)	18.59*** (1 269)	6.67* (1 242)	0.14 ^{n.s.} (12.5)
lake type	2	0.02 ^{n.s.} (15.3)	1.01 ^{n.s.} (6)	0.98 ^{n.s.} (6)	1.92 ^{n.s.} (12.5)
predator	1	4.58* (49.2)	10.1** (1 270)	7.26** (1 243)	1.39 ^{n.s.} (475)
generation \times lake type	2	2.8 ⁺ (10.4)	0.01 ^{n.s.} (1 269)	2.26 ^{n.s.} (1 242)	2.85 ⁺ (12.5)
generation \times predator	1	1.08 ^{n.s.} (49.1)	7.54** (1 269)	0.77 ^{n.s.} (1 243)	1.27 ^{n.s.} (475)
predator \times lake type	2	2.94 ⁺ (1 273)	2.92 ⁺ (1 270)	0.77 ^{n.s.} (1 243)	1.23 ^{n.s.} (475)
generation \times lake type \times predator	2	5.17** (1 272)	1.16 ^{n.s.} (1 269)	1.14 ^{n.s.} (1 243)	2.98 ⁺ (475)
random effects					
lake (lake type)	1	1.16 ^{n.s.}	1.27 ^{n.s.}	1.03 ^{n.s.}	0.9 ^{n.s.}
clone (lake type)	1	3.53***	5.82***	4.07***	—
lake (lake type) \times predator	1	1.09 ^{n.s.}	0.06 ^{n.s.}	1.56 ^{n.s.}	0.44 ^{n.s.}
lake (lake type) \times generation	1	1.69 ⁺	0.52 ^{n.s.}	1.58 ^{n.s.}	1.34 ^{n.s.}
lake (lake type) \times predator \times generation	1	1.5 ^{n.s.}	0.54 ^{n.s.}	1.43 ^{n.s.}	1.07 ^{n.s.}
clone (lake) \times predator	1	0.32 ^{n.s.}	0.76 ^{n.s.}	0.9 ^{n.s.}	—
clone (lake) \times generation	1	1.55 ^{n.s.}	0.1 ^{n.s.}	0.96 ^{n.s.}	—
clone (lake) \times predator \times generation	1	1.22 ^{n.s.}	1.76 ⁺	0.45 ^{n.s.}	—

$\pm 0.05 < p < 0.1$.

* $p < 0.05$.

** $p < 0.01$.

*** $p < 0.001$.

non-significant (n.s.) – $p > 0.05$.

3. Results

(a) Age at maturation

Our results revealed divergent within- and across-generation (i.e. TGP) responses to predator cues that are correlated with contrasting fish predator communities (table 1 and electronic supplementary material, S1 and figure 2). This is most clearly represented by the highly significant ($p < 0.01$) 'predator \times generation \times lake type' interaction for age at maturation (table 1 and figure 2; electronic supplementary material, S2). In generation 1, *Daphnia* from lakes with anadromous alewife matured earlier in the presence than in the absence of predator cues (figure 2a). *Daphnia* from landlocked lakes exhibited the opposite pattern (i.e. delayed maturation in the presence of predator cues; figure 2b), whereas there were no differences between predator and non-predator treatments for *Daphnia* from no alewife lakes in generation 1 (figure 2c). The differences in the timing of maturation among the focal populations in generation 1 were strong; *Daphnia* from lakes with anadromous alewife matured 1.0 d and 0.6 d earlier than *Daphnia* from landlocked and no alewife lakes in the presence of predator cues, respectively. Such differences among lake types then disappeared in generation 2, because the *Daphnia* populations exhibited contrasting responses to predator cues across generations. *Daphnia* from landlocked and no

alewife lakes responded to the presence of predator cues in generation 1 by accelerating rates of development in the subsequent generation (figure 2). As a result, *Daphnia* from landlocked and no alewife lakes matured earlier in the presence compared with the absence of predator cues in generation 2 (figure 2b,c). *Daphnia* from anadromous lakes exhibited the opposite response across generations; exposure to predator cues in generation 1 yielded a slower rate of development in generation 2 (figure 2a).

(b) Size at maturation and clutch size

We did not observe significant 'predator \times generation \times lake type' interactions for size at maturation or clutch size (table 1, figure 3). We did however observe a transgenerational response for size at maturation as the interaction between generation and predator treatment was significant for this trait (table 1). Small differences were observed between generation 1 and 2 for the non-predator treatment, but size at maturation declined between generation 1 and 2 for the predator treatment. We did not observe an across-generation response for clutch size (i.e. non-significant 'predator \times generation' interactions), but clutch size did vary significantly ($p < 0.05$) across generations and predator treatments (table 1). Average clutch sizes declined by 3.5% between generation 1 and 2.

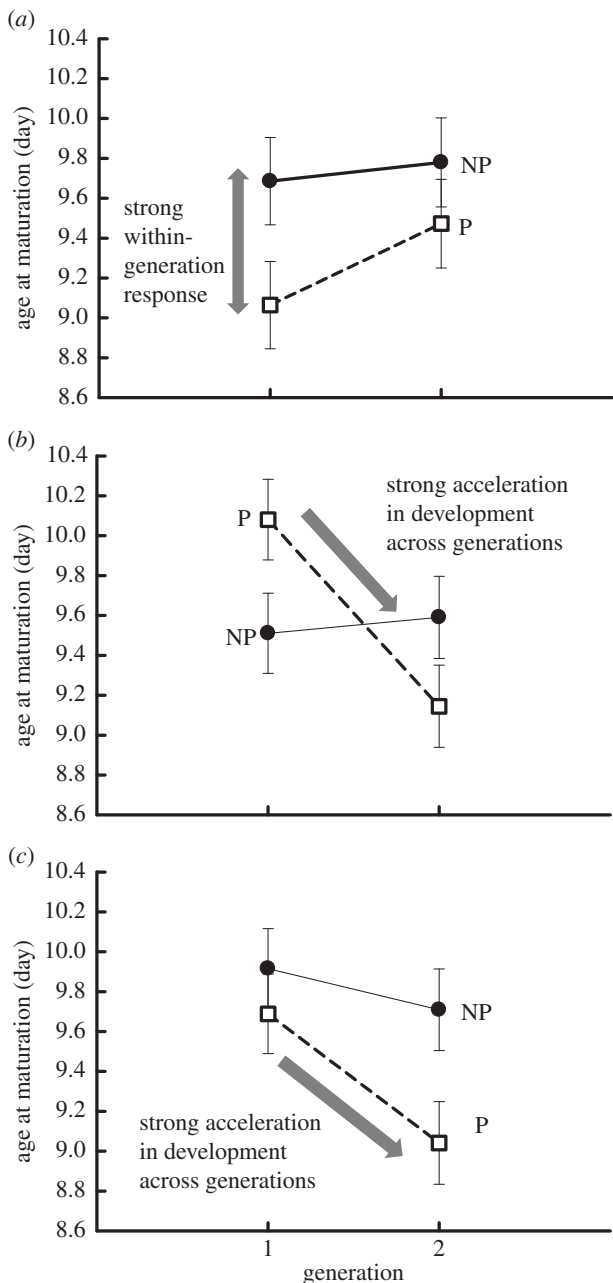


Figure 2. TGP in development rate depends upon predation regime. (a) Anadromous lakes, (b) landlocked lakes, and (c) no alewife lakes. P, predator treatment; NP, non-predator treatment. Exposure to predator cues in generation 1 yielded strong transgenerational responses in *Daphnia* from landlocked and no alewife lakes (acceleration in development across generations) but weak or absent TGP in *Daphnia* from anadromous lakes (delayed development across generations). The lake type \times generation \times predator treatment interaction was significant ($p < 0.01$). Error bars = ± 1 standard error (s.e.).

(c) Intrinsic rate of increase

Contrasting responses to predator cues (within and across generations) for the timing of maturation among *Daphnia* from anadromous, landlocked, and no alewife lakes was associated with a marginally non-significant ($p = 0.052$) 'lake type \times predator \times generation' interaction for intrinsic rate of increase (table 1 and figure 3). *Daphnia* from lakes with anadromous alewife exhibited higher (approx. 3%) intrinsic rates of increase in the presence versus the absence of predator cues in generation 1 (figure 3). Such differences then disappeared in generation 2 (figure 3). Conversely, *Daphnia* from lakes with landlocked

alewife responded to predator cues by strongly increasing intrinsic rates of increase across generations. For this population, intrinsic rates of increases in the presence of predators were approximately 6% lower when compared with the non-predator treatments in generation 1, but such trends were then reversed in generation 2 (r was 4% higher in predator versus non-predator treatments in generation 2; figure 3).

(d) Lake and clone effects

We also observed significant variation among clones from each lake for all life-history traits (table 1). Although we did not find evidence for variance among lakes within each lake type, nor did we find 'lake \times predator \times generation' or 'lake \times predator' interactions (table 1). Our results therefore suggest that responses within lake types are consistent.

4. Discussion

Our results provide exciting evidence for locally adapted differences in TGP in *Daphnia* from lakes that experience contrasting fish predator communities (figures 2 and 3). Exposure to predator cues during generation 1 facilitated stronger within-generation responses in *Daphnia* from lakes with anadromous alewife as these populations matured earlier than *Daphnia* from landlocked and no alewife lakes (figure 2; see also [35,36,40–42]). Consistent with recent theory suggesting that the evolution of within- versus among-generation plasticity can be decoupled [25–27], we observed the opposite responses across generations. *Daphnia* from landlocked and no alewife lakes strongly programmed offspring for faster development in the second experimental generation, whereas these transgenerational responses were weak in *Daphnia* from lakes with anadromous alewife (figures 2 and 4). As a result, life-history differences among lake types observed in generation 1 were eliminated in generation 2. Given that population-level differences in life-history traits, such as age at maturation, can significantly alter consumer–resource dynamics and primary production [42], these evolved differences in TGP are likely to be ecologically relevant. While there exist many examples of TGP [5,7–13] including work showing that closely related species can differ in TGP [12] and that epigenetic markers can vary across populations [43], this is the first study documenting interpopulation divergence in TGP.

The results of this study provide new insights into the ecological conditions that drive the evolution of TGP. Our results are inconsistent with the hypothesis that selection will promote simultaneous or coupled increases in within- and across-generation plasticity [22,23]. Instead, our results provide empirical evidence that within- and across-generation plasticity can evolve along independent trajectories in nature. Strong seasonal pulses in predation are associated with the evolution of within-generation plasticity [35], whereas low temporal variability in predator-induced mortality is correlated with increased TGP (see conceptual figure electronic supplementary material, figure S3). Recent theory [25–27] identified environmental stability as one of the key determinants of selection on transgenerational inheritance, with high temporal stability favouring the evolution of increased TGP. This is because TGP decreases the likelihood of environmentally mismatched phenotypes (between parent and offspring) when the rate of environmental change is low compared with generation time. Considering the variation in the temporal dynamics of predation in this system

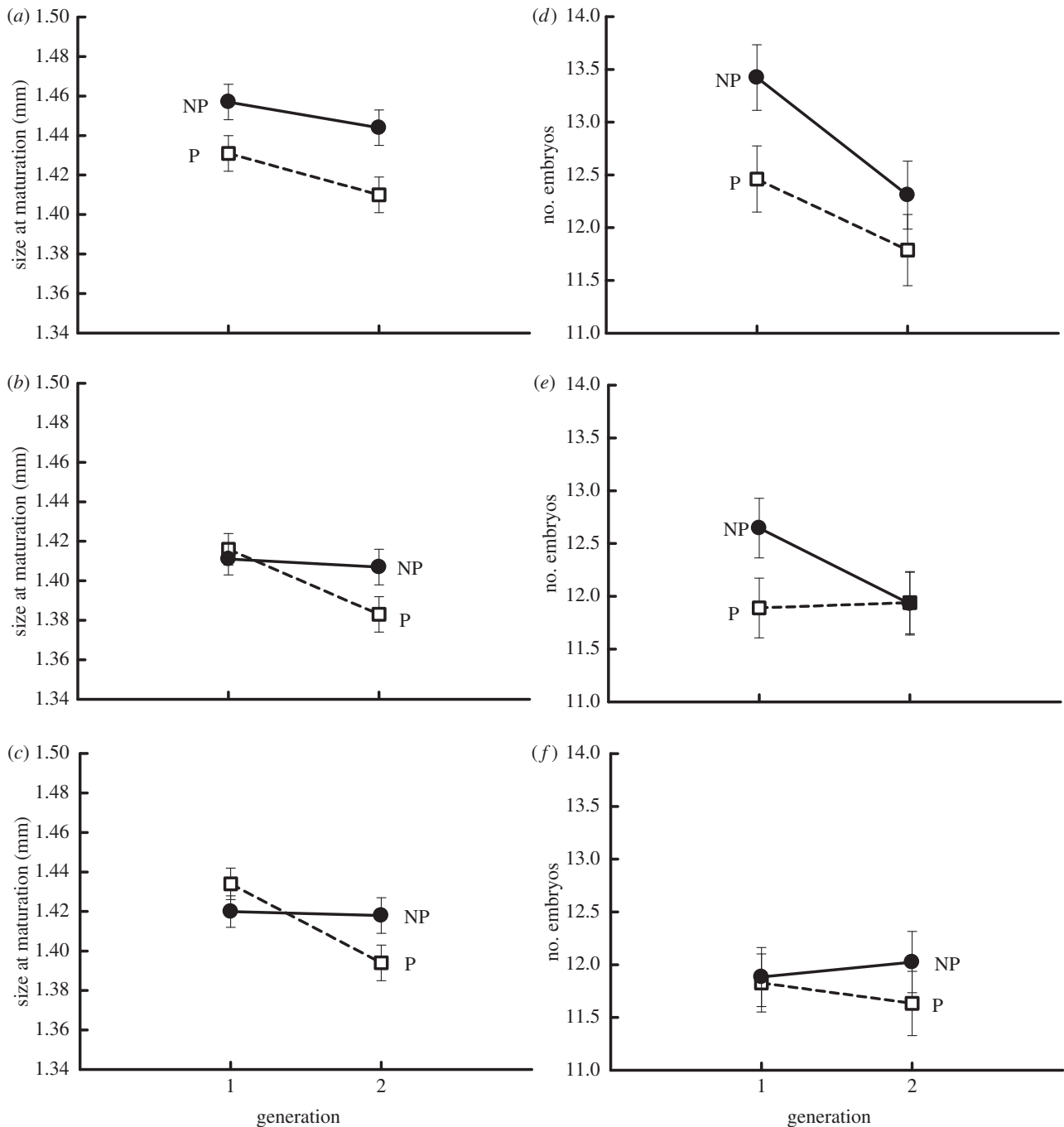


Figure 3. Transgenerational responses for size at maturation (a–c) and clutch size (d–f). (a,d) Anadromous lakes, (b,e) landlocked lakes, (c,f) no alewife lakes. P, predator treatment; NP, non-predator treatment. The lake type \times generation \times predator treatment interaction was not significant for either trait ($p > 0.05$). Error bars = ± 1 s.e.

[33,34], differences in TGP among *Daphnia* from lakes with anadromous, landlocked, and no alewife generally support this novel theory for age at maturation [25,26]. However, we did not observe divergent patterns of TGP among lake types for size at maturation and clutch size (table 1). In general, transgenerational responses for these latter traits were weak in magnitude when compared with very strong transgenerational responses observed for age at maturation (in landlocked and no alewife lakes; figures 2 and 4). Possible explanations for the lack of response observed in these latter traits are that there are trade-offs associated with TGP in development rate [44] or that selection acts more strongly on traits that occur early in life (see also [15]) or on traits with close connections to population growth, such as age at maturation. It is also possible that constraints imposed by the genetic architecture underlying particular traits or the pleiotropic impacts of

modifying particular traits (e.g. age at maturation versus clutch size) may restrict what traits are likely to respond to selection for TGP [45].

In lakes with anadromous alewife, *Daphnia* responded to the presence of predator cues in generation 1 by maturing faster when compared with the non-predator treatments but then slowed their rate of development between generation 1 and 2 (figure 2). For these populations, exposure to a predator cue essentially forecasts the presence of a predator for the immediate future. The observed within-generation response in this population aligns then with theoretical expectations for organisms inhabiting seasonal environments [22–27]. Given that the presence of a predator varies in these lakes, parental *Daphnia* are not expected to adaptively alter the phenotypes of future generations. The extent to which the observed delay

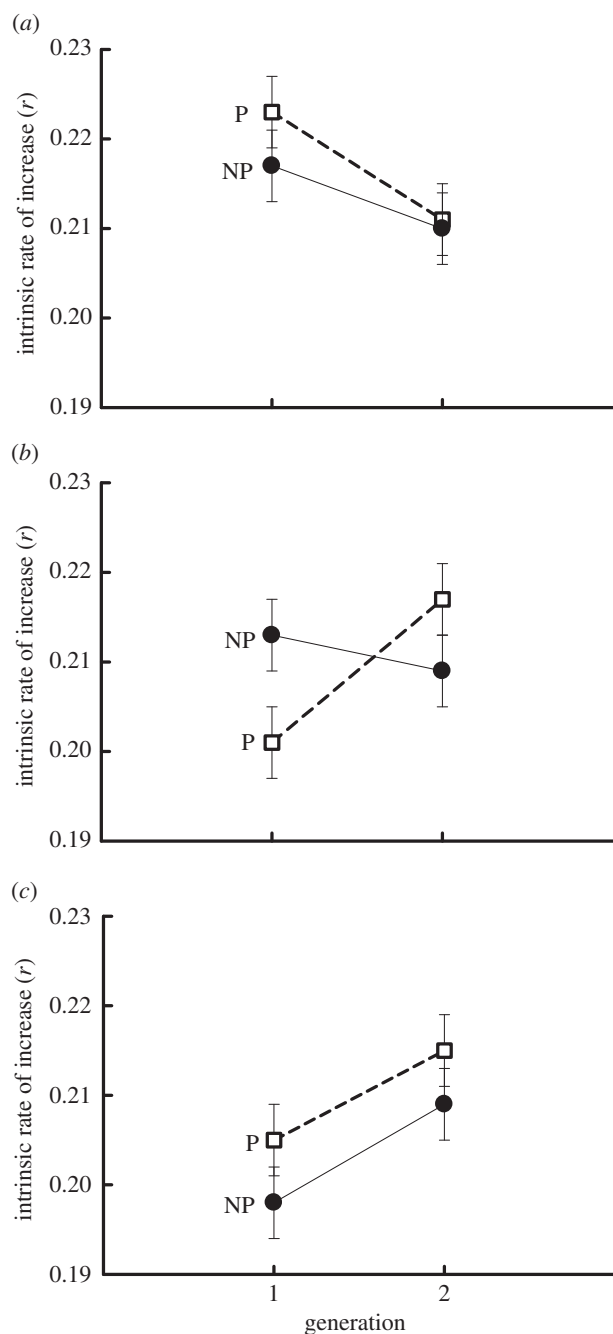


Figure 4. Contrasting transgenerational patterns for intrinsic rates of increase. (a) Anadromous lakes, (b) landlocked lakes, and (c) no alewife lakes. P, predator treatment; NP, non-predator treatment. The lake type \times generation \times predator treatment interaction was marginally non-significant ($p = 0.052$). Error bars = ± 1 s.e.

in development rate across generations is maladaptive or simply reflects trade-offs associated with responses within and across generations is unclear ([15] and see also [44]). It is also important to note that the induction of TGP in a temporally varying environment depends upon the rate of environmental change in relation to the generation length of the organism [22–27]. TGP is expected to evolve when the environment changes infrequently compared with the generation length of the organism. On average, it seems likely that the generation time of *Daphnia* (approx. one week) is shorter than the period of time that *Daphnia* are susceptible to predation by YOY alewife (approx. three to four weeks). Our results thus signal that the duration of an environmental stimulus may need to exceed

the generation length of the organism by more than four times to favour increased TGP.

Our results also revealed similar transgenerational responses in *Daphnia* from landlocked and no alewife lakes (for age at maturation; figure 2) despite drastic differences in the intensity of fish predation in these two lake types [34]. *Daphnia* from lakes with landlocked alewife are consistently under strong predation threat and are always rare in the water column, whereas *Daphnia* in lakes without alewife are consistently abundant [34]. In contrast with some aspects of theory [27], consistent patterns of TGP in *Daphnia* from landlocked and no alewife lakes indicate that selection on TGP does not depend upon the overall magnitude of mortality, but instead on the temporal dynamics of mortality in relation to generation time (see [27]). Our results collectively serve as a valuable guide to further refine and test existing theory, and to test this theory in other natural systems.

Context-dependent patterns of trait variation (i.e. phenotypic plasticity) have been appreciated for at least 100 years [46]. Interest in TGP developed more slowly, but there now exist numerous examples of environmentally induced responses that span multiple generations (1–3). To the best of our knowledge, no studies have explored natural populations for evolved differences in TGP (but see [12] for interspecific differences). We therefore expect that ecologically driven divergence in TGP is likely to be more common than is currently appreciated. Environmental factors that have been shown to drive genetic shifts in within-generation plasticity [47–50] represent a promising target to experimentally test when and how TGP evolves in nature. Divergent patterns of plasticity may have far-reaching implications for population dynamics [51], community interactions, as well as the long hypothesized link between plasticity and evolutionary processes [3,52–54]. Accordingly, a greater understanding of the prevalence and drivers of evolutionary shifts in TGP has profound implications for predicting the resistance of species and populations to environmental change.

5. Conclusion

Here we leveraged variation in the intensity and duration of a dominant fish predator [34] to test for locally adapted differences in TGP. In agreement with new theory ([25,26], see also [27]), our results provide the first empirical evidence supporting environmental stability as a key selective force driving the evolution of TGP [25,26], with consistently strong (or weak) predator-induced mortality being associated with the evolution of increased TGP (figures 2 and 3). As a result, our results illustrate that the ecological forces that select for increased within- and across-generation plasticity can be fundamentally distinct in a natural system. Considering the diverse importance of understating the abilities of organisms to respond to environmental change, understanding the extent to which divergent ecological conditions drive divergent patterns of TGP in other environments and organisms is an important priority for future research.

Data accessibility. All data associated with this paper can be found at the designated Dryad depository: doi:10.5061/dryad.794d4.

Authors' contributions. M.R.W., S.M., D.P. designed the study. M.R.W., J.H., M.P., K.B., M.J.W., D.P. performed the experiments. M.R.W., S.M. analysed all data. M.R.W., S.M., D.P. wrote the manuscript.

Competing interests. We declare we have no competing interests.

Funding. We received no funding for this study.

Acknowledgements. We thank Nathan Campbell, Deirdre Whittington, Jennifer Nguyen, Mina Wilson, Ishrat Durdana for help in the laboratory and Andrew Jones and John Park for help in the field. We thank several

anonymous reviewers for comments that greatly improved this manuscript. M.W. and T.C. thank a UTA Research Enhancement Programme grant for funding, whereas S.M. and D.P. thank NSF for funding.

References

- Jablonka E, Raz G. 2009 Transgenerational epigenetic inheritance: prevalence, mechanisms, and implications for the study of heredity and evolution. *Q. Rev. Biol.* **84**, 131–176. (doi:10.1086/598822)
- Uller T. 2008 Developmental plasticity and the evolution of parental effects. *Trends Ecol. Evol.* **23**, 432–438. (doi:10.1016/j.tree.2008.04.005)
- Bonduriansky R, Crean AJ, Day T. 2012 The implications of nongenetic inheritance for evolution in changing environments. *Evol. Appl.* **5**, 192–201. (doi:10.1111/j.1752-4571.2011.00213.x)
- Fox CW, Mousseau TA. 1998 Maternal effects as adaptations for transgenerational phenotypic plasticity in insects. In *Maternal effects as adaptations* (eds TA Mousseau, CW Fox), pp. 159–177. New York, NY: Oxford University Press.
- Salinas S, Munch SB. 2012 Thermal legacies: transgenerational effects of temperature on growth in a vertebrate. *Ecol. Lett.* **15**, 159–163. (doi:10.1111/j.1461-0248.2011.01721.x)
- Bashey F. 2006 Cross-generational environmental effects and the evolution of offspring size in the Trinidadian guppy *Poecilia reticulata*. *Evolution* **60**, 348–361. (doi:10.1111/j.0014-3820.2006.tb01111.x)
- Galloway LF, Etterson JR. 2007 Transgenerational plasticity is adaptive in the wild. *Science* **318**, 1134–1136. (doi:10.1126/science.1148766)
- Schmitt J. 1993 Reaction norms of morphological and life-history traits to light availability in *Impatiens capensis*. *Evolution* **1993**, 1654–1668. (doi:10.2307/2410210)
- Thiede DA. 1998 Maternal inheritance and its effect on adaptive evolution: a quantitative genetic analysis of maternal effects in a natural plant population. *Evolution* **1998**, 998–1015. (doi:10.2307/2411232)
- Galloway LF. 2005 Maternal effects provide phenotypic adaptation to local environmental conditions. *New Phytol.* **166**, 93–100. (doi:10.1111/j.1469-8137.2004.01314.x)
- Galloway LF, Etterson JR. 2009 Plasticity to canopy shade in a monocarpic herb: within- and between-generation effects. *New Phytol.* **182**, 1003–1012. (doi:10.1111/j.1469-8137.2009.02803.x)
- Sultan SE, Barton K, Wilczek AM. 2009 Contrasting patterns of transgenerational plasticity in ecologically distinct congeners. *Ecology* **90**, 1831–1839. (doi:10.1890/08-1064.1)
- Dyer AR, Brown CS, Espeland EK, McKay JK, Meimberg H, Rice KJ. 2010 SYNTHESIS: the role of adaptive trans-generational plasticity in biological invasions of plants. *Evol. Appl.* **3**, 179–192. (doi:10.1111/j.1752-4571.2010.00118.x)
- Lin SM, Galloway LF. 2010 Environmental context determines within-and potential between-generation consequences of herbivory. *Oecologia* **163**, 911–920. (doi:10.1007/s00442-010-1634-0)
- Walsh MR, Cooley F, Biles K, Munch SB. 2015 Predator-induced phenotypic plasticity within-and across-generations: a challenge for theory? *Proc. R. Soc. B* **282**, 20142205. (doi:10.1098/rspb.2014.2205)
- Levins R. 1968 *Evolution in changing environments*. Princeton, NJ: Princeton University Press.
- Jablonka E, Lachmann M, Lamb MJ. 1992 Evidence, mechanisms and models for the inheritance of acquired traits. *J. Theor. Biol.* **158**, 245–268. (doi:10.1016/S0022-5193(05)80722-2)
- Scheiner SM. 1993 Genetics and evolution of phenotypic plasticity. *Annu. Rev. Ecol. Evol. S* **24**, 35–68. (doi:10.1146/annurev.es.24.110193.000343)
- Day T, Bonduriansky R. 2011 A unified approach to the evolutionary consequences of genetic and nongenetic inheritance. *Am. Nat.* **178**, E18–E36. (doi:10.1086/660911)
- Fischer B, Taborsky B, Kokko H. 2011 How to balance the offspring quality–quantity tradeoff when environmental cues are unreliable. *Oikos* **120**, 258–270. (doi:10.1111/j.1600-0706.2010.18642.x)
- Shea N, Pen I, Uller T. 2011 Three epigenetic information channels and their different roles in evolution. *J. Evol. Biol.* **24**, 1178–1187. (doi:10.1111/j.1420-9101.2011.02235.x)
- Hoyle RB, Ezard TH. 2012 The benefits of maternal effects in novel and in stable environments. *J. R. Soc. Interface* **9**, 2403–2413. (doi:10.1098/rsif.2012.0183)
- Ezard TH, Prizak R, Hoyle RB. 2014 The fitness costs of adaptation via phenotypic plasticity and maternal effects. *Funct. Ecol.* **28**, 693–701. (doi:10.1111/1365-2435.12207)
- Kuijper B, Johnstone RA, Townley S. 2014 The evolution of multivariate maternal effects. *PLoS Comput. Biol.* **10**, e1003550. (doi:10.1371/journal.pcbi.1003550)
- Leimar O, McNamara JM. 2015 The evolution of transgenerational integration of information in heterogeneous environments. *Am. Nat.* **185**, E55–E69. (doi:10.1086/679575)
- Uller T, English S, Pen I. 2015 When is incomplete epigenetic resetting in germ cells favoured by natural selection? *Proc. R. Soc. B* **282**, 20150682. (doi:10.1098/rspb.2015.0682)
- Kuijper B, Hoyle RB. 2015 When to rely on maternal effects and when on phenotypic plasticity? *Evolution* **69**, 950–968. (doi:10.1111/evo.12635)
- Miner BE, De Meester L, Pfrender ME, Lampert W, Hairston NG. 2012 Linking genes to communities and ecosystems: *Daphnia* as an ecogenomic model. *Proc. R. Soc. B* **279**, 1873–1882. (doi:10.1098/rspb.2011.2404)
- Carpenter SR, Cottingham KL, Schindler DE. 1992 Biotic feedbacks in lake phosphorus cycles. *Trends Ecol. Evol.* **7**, 332–336. (doi:10.1016/0169-5347(92)90125-U)
- Riessen HP. 1999 Predator-induced life history shifts in *Daphnia*: a synthesis of studies using meta-analysis. *Can. J. Fish. Aquat. Sci.* **56**, 2487–2494. (doi:10.1139/f99-155)
- Stibor H. 1992 Predator induced life history shifts in a freshwater cladoceran. *Oecologia* **92**, 162–165. (doi:10.1007/BF00317358)
- Brooks JL, Dodson SI. 1965 Predation, body size, and the composition of plankton. *Science* **150**, 28–35. (doi:10.1126/science.150.3692.28)
- Palkovacs EP, Post DM. 2008 Eco-evolutionary interactions between predators and prey: can predator-induced changes to prey communities feedback to shape predator foraging traits? *Evol. Ecol. Res.* **10**, 699–720.
- Post DM, Palkovacs EP, Schielke EG, Dodson SI. 2008 Intraspecific variation in a predator affects community structure and cascading trophic interactions. *Ecology* **89**, 2019–2032. (doi:10.1890/07-1216.1)
- Walsh MR, Post DM. 2012 The impact of intraspecific variation in a fish predator on the evolution of phenotypic plasticity and investment in sex in *Daphnia ambigua*. *J. Evol. Biol.* **25**, 80–89. (doi:10.1111/j.1420-9101.2011.02403.x)
- Walsh MR, Post DM. 2011 Interpopulation variation in a fish predator drives evolutionary divergence in prey in lakes. *Proc. R. Soc. B* **278**, 2628–2637. (doi:10.1098/rspb.2010.2634)
- Kilham SS, Kreeger DA, Lynn SG, Goulden CE, Herrera L. 1998 COMBO: a defined freshwater culture medium for algae and zooplankton. *Hydrobiologia* **377**, 147–159. (doi:10.1023/A:1003231628456)
- Laforsch C, Beccara L, Tollrian R. 2006 Inducible defenses: the relevance of chemical alarm cues in *Daphnia*. *Limnol. Oceanogr.* **51**, 1466–1472. (doi:10.4319/lo.2006.51.3.1466)
- Gotelli NJ. 1998 *A primer of ecology*, 4th edn. Sunderland, MA: Sinauer Associates.
- Walsh MR, La Pierre KJ, Post DM. 2014 Phytoplankton composition modifies predator-driven life history evolution in *Daphnia*. *Evol. Ecol.* **28**, 397–411. (doi:10.1007/s10682-013-9666-7)
- Walsh MR, Whittington D, Walsh MJ. 2014 Does variation in the intensity and severity of predation drive evolutionary changes in reproductive life span and senescence? *J. Anim. Ecol.* **83**, 1279–1288. (doi:10.1111/1365-2656.12247)
- Walsh MR, DeLong JP, Hanley TC, Post DM. 2012 A cascade of evolutionary change alters consumer-

- resource dynamics and ecosystem function. *Proc. R. Soc. B* **279**, 3184–3192. (doi:10.1098/rspb.2012.0496)
43. Herrera CM, Bazaga P. 2010 Epigenetic differentiation and relationship to adaptive genetic divergence in discrete populations of the violet *Viola cazortensis*. *New Phytol.* **187**, 867–876. (doi:10.1111/j.1469-8137.2010.03298.x)
 44. Auld JR, Agrawal AA, Relyea RA. 2010 Re-evaluating the costs and limits of adaptive phenotypic plasticity. *Proc. R. Soc. B* **277**, 503–511. (doi:10.1098/rspb.2009.1355)
 45. Roff D. 2012 *Evolutionary quantitative genetics*. Berlin, Germany: Springer Science & Business Media.
 46. Baldwin JM. 1896 A new factor in evolution. *Am. Nat.* **30**, 536–553. (doi:10.1086/276428)
 47. Donohue K, Messiqua D, Hammond Pyle E, Heschel MS, Schmitt J. 2000 Evidence of adaptive divergence in plasticity: density- and site-dependent selection on shade-avoidance responses in *Impatiens capensis*. *Evolution* **54**, 1956–1968. (doi:10.1111/j.0014-3820.2000.tb01240.x)
 48. Lind MI, Persbo F, Johansson F. 2007 Pool desiccation and developmental thresholds in the common frog, *Rana temporaria*. *Proc. R. Soc. B* **275**, 1073–1080. (doi:10.1098/rspb.2007.1737)
 49. Hollander J. 2008 Testing the grain size model for the evolution of phenotypic plasticity. *Evolution* **62**, 1381–1389. (doi:10.1111/j.1558-5646.2008.00365.x)
 50. Baythavong BS. 2011 Linking the spatial scale of environmental variation and the evolution of phenotypic plasticity: selection favors adaptive plasticity in fine-grained environments. *Am. Nat.* **178**, 75–87. (doi:10.1086/660281)
 51. Rossiter M. 1996 Incidence and consequences of inherited environmental effects. *Annu. Rev. Ecol. Syst.* **27**, 451–476. (doi:10.1146/annurev.ecolsys.27.1.451)
 52. Richerson PJ, Boyd R. 2005 *Not by genes alone: how culture transforms human evolution*. Chicago, IL, USA: University of Chicago Press.
 53. Crispo E. 2007 The Baldwin effect and genetic assimilation: revisiting two mechanisms of evolutionary change mediated by phenotypic plasticity. *Evolution* **61**, 2469–2479. (doi:10.1111/j.1558-5646.2007.00203.x)
 54. Ghalambor CK, McKay JK, Carroll SP, Reznick DN. 2007 Adaptive versus non-adaptive phenotypic plasticity and the potential for contemporary adaptation in new environments. *Funct. Ecol.* **21**, 394–407. (doi:10.1111/j.1365-2435.2007.01283.x)